





EYES



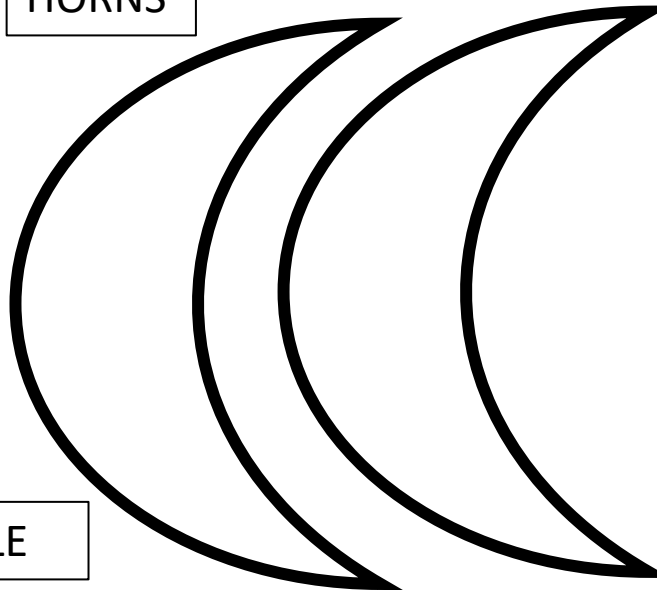
EARS



NOSE



HORNS



HANDLE



**OX LANTERN DIRECTIONS:**

- Fold pg 1 lengthwise and cut along solid lines. Open, and then fasten into a tube to make lantern.
- Cut out facial features and glue to lantern.
- Cut out charms, glue string between them and attach to bottom of lantern.
- Cut out handle and attach to top of lantern.



CHARMS

